


Product Information

FITSLETIN - Tile Slide Letter Insert

BS EN 1176 - Designed to British & European Standards


MATERIALS

Panel - Two Colour  High Density Polyethylene (HDPE)



SUPPLY METHOD

Insert - Fully assembled

FEATURES

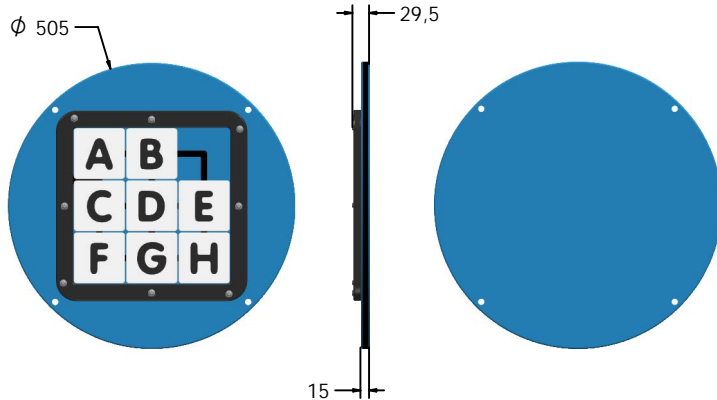
 **TILES** - Tile slide letter puzzle

 **LETTERS** - Arrange alphabetical order

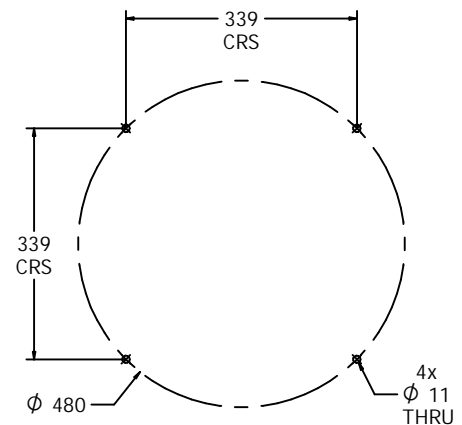


Insert can easily attach to your own panel

DIMENSIONS



Host panel fixing detail



CAD available on request

TECHNICAL

Age Range: 2+ Years
 Largest Part: FITSLETIN - ϕ 505 x 29.5mm
 Total Weight: FITSLETIN - 4kg Approx.
 Surfacing: N/A

IMPORTANT: you must specify the colour option you require at the time of order if it is different from the colour listed/shown above, requirements are subject to availability at the time of order