

# Product Information

## FIPT5ARROW2 - LumiDirection Double Sided LED Panel

BS EN 1176 - Designed to British & European Standards


### MATERIALS


Panels - High Density Polyethylene (HDPE)

### SUPPLY METHOD

Panel - Fully assembled

### FEATURES

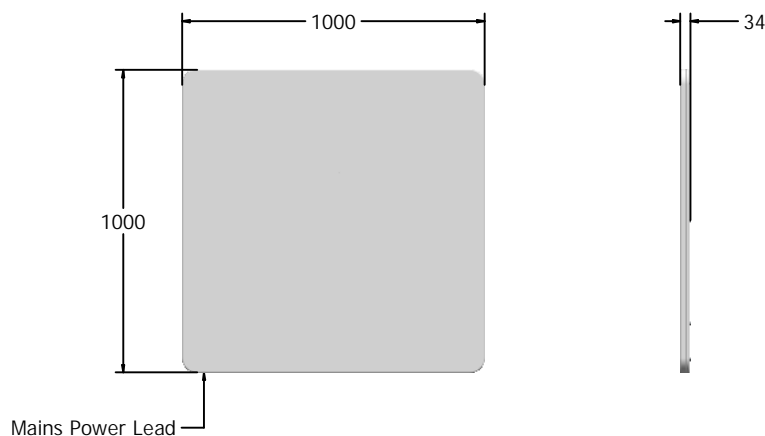
 **MAINS** - Mains powered, indoor use only

 **INCLUSIVE** - Panel can be positioned at accessible height



**ELECTRONICS**

### DIMENSIONS



### TECHNICAL

**Age Range:** 2+ Years  
**Largest Part:** 1000 x 1000 x 34mm  
**Total Weight:** 30kg Approx.  
**Surfacing:** N/A

**IMPORTANT:** you must specify the colour option you require at the time of order if it is different from the colour listed/shown above, requirements are subject to availability at the time of order